



Report Parameters

Outcome Space: **Program - TMU BA in Mathematics - Applied Mathematics**

Level: **Program**

Term: **2022 Fall TMU Trad, 2023 Fall TMU Trad and 2 more...**

Student Minor: **No records found!**



Detail Level: **Outcome**

Campus Code: **No records found!**

Delivery Mode: **No records found!**

[Edit Report Parameters](#)

Outcome Set	Outcome Code	Outcome Description	Total Assessments	Outcome Rubric Distribution	Success
TMU BA in Mathematics - Applied Mathematics	U.BA.MATH.APP.02	Use probability and statistical inferences to draw conclusions.	50	<p>66.0% 20.0% 8.0% 6.0%</p>	86 %
TMU BA in Mathematics - Applied Mathematics	U.BA.MATH.APP.04	Demonstrate a working knowledge of mathematical applications in a variety of applied fields.	3	<p>100.0%</p>	100 %

Outcome Set	Outcome Code	Outcome Description	Total Assessments	Outcome Rubric Distribution	Success
TMU BA in Mathematics - Applied Mathematics	U.BA.MATH.APP.05	Demonstrate mastery of the various methods of discrete mathematics.	42	 <p>66.7% 21.4% 7.1% 4.8%</p>	88 %
Average Student Performance Level across all PLOs			95	 <p>67.4% 20.0% 7.4% 5.3%</p>	87 %



Report Parameters

Outcome Space: **Program - TMU BA in Mathematics - Core**

Level: **Program**

Term: **2022 Fall TMU Trad, 2023 Fall TMU Trad and 2 more...**

Student Concentration: **No records found!**

Detail Level: **Outcome**

Campus Code: **No records found!**

Delivery Mode: **No records found!**

[Edit Report Parameters](#)

Outcome Set	Outcome Code	Outcome Description	Total Assessments	Outcome Rubric Distribution	Success
TMU BA in Mathematics - Core	U.BA.MATH.01	Demonstrate mastery of Calculus.	10	<p>70.0% 30.0%</p>	100 %
TMU BA in Mathematics - Core	U.BA.MATH.02	Demonstrate mastery of Elementary Linear Algebra.	33	<p>87.9% 12.1%</p>	100 %
TMU BA in Mathematics - Core	U.BA.MATH.03	Demonstrate mastery of Elementary Differential Equations.	29	<p>55.2% 34.5% 10.3%</p>	90 %

Outcome Set	Outcome Code	Outcome Description	Total Assessments	Outcome Rubric Distribution	Success
TMU BA in Mathematics - Core	U.BA.MATH.04	Effectively prepare written and give oral presentations from research literature in mathematics.	12		100 %
Average Student Performance Level across all PLOs			84		96 %



Report Parameters

Outcome Space: **Program - TMU BA in Mathematics - Mathematics Education**

Level: **Program**

Term: **2022 Fall TMU Trad, 2023 Fall TMU Trad and 1 more...**

Student Concentration: **No records found!**


Detail Level: **Outcome**

Campus Code: **No records found!**

Delivery Mode: **No records found!**

[Edit Report Parameters](#)

Outcome Set	Outcome Code	Outcome Description	Total Assessments	Outcome Rubric Distribution	Success
TMU BA in Mathematics - Mathematics Education	U.BA.MATH.ED.02	Demonstrate a working knowledge of number theory and a familiarity with the history of mathematics.	2	<p>50.0% 50.0%</p>	50 %
TMU BA in Mathematics - Mathematics Education	U.BA.MATH.ED.03	Demonstrate a basic working knowledge of the nature and applications of discrete structures.	42	<p>66.7% 21.4% 7.1% 4.8%</p>	88 %

Outcome Set	Outcome Code	Outcome Description	Total Assessments	Outcome Rubric Distribution	Success
		Average Student Performance Level across all PLOs	44	 <p>A horizontal stacked bar chart representing the distribution of student performance across four rubric categories. The categories are color-coded: green (65.9%), yellow (20.5%), orange (6.8%), and red (6.8%). The total length of the bar represents the total number of assessments, which is 44.</p>	86 %



Report Parameters

Outcome Space: **Program - TMU BA in Mathematics - Pure Mathematics**

Level: **Program**

Term: **2022 Spring TMU Trad**

Student Concentration: **No records found!**

Detail Level: **Outcome**

Campus Code: **No records found!**

Delivery Mode: **No records found!**

[Edit Report Parameters](#)

Outcome Set	Outcome Code	Outcome Description	Total Assessments	Outcome Rubric Distribution	Success
TMU BA in Mathematics - Pure Mathematics	U.BA.MATH.PURE.03	Demonstrate a working knowledge of number theory and a familiarity with the history of mathematics.	2	100.0%	0 %
Average Student Performance Level across all PLOs			2	100.0%	0 %