



Report Parameters

Outcome Space: **Program - TMU BS in Business Administration - Accounting**

Level: **Program**

Term: **2022 Spring TMU Trad, 2023 Spring TMU Trad and 1 more...**

Student Concentration: **No records found!**

Detail Level: **Outcome**

Campus Code: **No records found!**

Delivery Mode: **No records found!**

[Edit Report Parameters](#)

Outcome Set	Outcome Code	Outcome Description	Total Assessments	Outcome Rubric Distribution	Success
TMU BS in Business Administration - Accounting	U.BS.BUS.ACC.02	Describe auditing standards, reports, and procedures necessary for performing an audit.	35		97 %
Average Student Performance Level across all PLOs			35		97 %



Report Parameters

Outcome Space: **Program - TMU BS in Business Administration - Core**

Level: **Program**

Term: **2022 Spring TMU Trad, 2023 Fall TMU Trad and 2 more...**

Student Minor: **No records found!**

Student Concentration: **No records found!**

Detail Level: **Outcome**

Campus Code: **No records found!**

Delivery Mode: **No records found!**

[Edit Report Parameters](#)

Outcome Set	Outcome Code	Outcome Description	Total Assessments	Outcome Rubric Distribution	Success
TMU BS in Business Administration - Core	U.BS.BUS.10	Demonstrate the ability to interpret business-related qualitative and quantitative analyses, and to explain them to others in both written and oral form.	166	<p>44.6% 15.7% 39.8%</p>	60 %
TMU BS in Business Administration - Core	U.BS.BUS.11	Demonstrate the ability to work effectively in teams.	20	<p>100.0%</p>	100 %

Outcome Set	Outcome Code	Outcome Description	Total Assessments	Outcome Rubric Distribution	Success
TMU BS in Business Administration - Core	U.BS.BUS.12	For given business ethics situations, identify applicable biblical imperatives.	172	<p>87.2% 12.8%</p>	100 %
Average Student Performance Level across all PLOs			358	<p>68.2% 13.4% 18.4%</p>	82 %



Report Parameters

Outcome Space: **Program - TMU BS in Business Administration - Finance**

Level: **Program**

Term: **2022 Spring TMU Trad, 2023 Fall TMU Trad and 2 more...**

Student Concentration: **No records found!**


Detail Level: **Outcome**

Campus Code: **No records found!**

Delivery Mode: **No records found!**

[Edit Report Parameters](#)

Outcome Set	Outcome Code	Outcome Description	Total Assessments	Outcome Rubric Distribution	Success
TMU BS in Business Administration - Finance	U.BS.BUS.FIN.01	Demonstrate a working knowledge of the role of banking in the financial community.	244	<p>98.4% 1.6%</p>	98 %
TMU BS in Business Administration - Finance	U.BS.BUS.FIN.04	Demonstrate a basic working knowledge of real estate principles.	81	<p>100.0%</p>	100 %

Outcome Set	Outcome Code	Outcome Description	Total Assessments	Outcome Rubric Distribution	Success
Average Student Performance Level across all PLOs			325	 <p>A horizontal bar chart with a green bar representing 98.8% and a red vertical line at the end representing 1.2%.</p>	99 %



Report Parameters

Outcome Space: **Program - TMU BS in Business Administration - Management**

Level: **Program**

Term: **2022 Fall TMU Trad, 2022 Spring TMU Trad and 2 more...**

Student Concentration: **No records found!**

Detail Level: **Outcome**

Campus Code: **No records found!**

Delivery Mode: **No records found!**

[Edit Report Parameters](#)

Outcome Set	Outcome Code	Outcome Description	Total Assessments	Outcome Rubric Distribution	Success
TMU BS in Business Administration - Management	U.BS.BUS.MGT.01	Given a business situation, identify and develop appropriate quantitative tools for operational management.	34	<p>70.6% 23.5% 5.9%</p>	94 %

Outcome Set	Outcome Code	Outcome Description	Total Assessments	Outcome Rubric Distribution	Success
TMU BS in Business Administration - Management	U.BS.BUS.MGT.02	Demonstrate a basic working knowledge of the laws which affect personnel issues in a business organization.	144	<p>80.6% 19.4%</p>	100 %
Average Student Performance Level across all PLOs			178	<p>78.7% 20.2% 1.1%</p>	99 %



Report Parameters

Outcome Space: **Program - TMU BS in Business Administration - Marketing**

Level: **Program**

Term: **2022 Spring TMU Trad, 2023 Fall TMU Trad**

Student Concentration: **No records found!**


Detail Level: **Outcome**

Campus Code: **No records found!**

Delivery Mode: **No records found!**

[Edit Report Parameters](#)

Outcome Set	Outcome Code	Outcome Description	Total Assessments	Outcome Rubric Distribution	Success
TMU BS in Business Administration - Marketing	U.BS.BUS.MKT.01	Demonstrate ability to construct effective marketing strategies.	141	<p>89.4% 10.6%</p>	100 %
TMU BS in Business Administration - Marketing	U.BS.BUS.MKT.02	Conduct appropriate market research.	66	<p>77.3% 22.7%</p>	100 %
TMU BS in Business Administration - Marketing	U.BS.BUS.MKT.03	Evaluate marketing approaches through a Biblical filter.	75	<p>100.0%</p>	100 %

Outcome Set	Outcome Code	Outcome Description	Total Assessments	Outcome Rubric Distribution	Success
Average Student Performance Level across all PLOs			282	 <p>A horizontal stacked bar chart representing the outcome rubric distribution. The bar is divided into two segments: a larger green segment on the left representing 89.4% and a smaller yellow segment on the right representing 10.6%.</p>	100 %



Report Parameters

Outcome Space: **Program - TMU BS in Business Administration - Public Relations**

Level: **Program**

Term: **2022 Spring TMU Trad, 2023 Fall TMU Trad and 2 more...**

Student Minor: **No records found!**

Student Concentration: **No records found!**

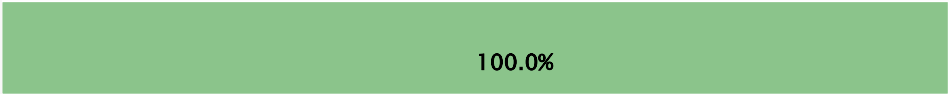
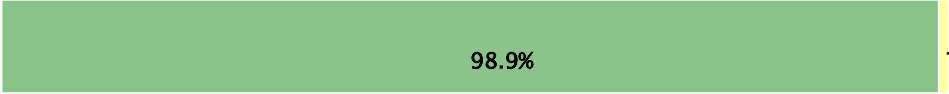
Detail Level: **Outcome**

Campus Code: **No records found!**

Delivery Mode: **No records found!**

[Edit Report Parameters](#)

Outcome Set	Outcome Code	Outcome Description	Total Assessments	Outcome Rubric Distribution	Success
TMU BS in Business Administration - Public Relations	U.BS.BUS.PR.01	Demonstrate a basic working knowledge of public relations theory.	39	<p>84.6% 15.4%</p>	100 %
TMU BS in Business Administration - Public Relations	U.BS.BUS.PR.02	Demonstrate basic public relations skills within an organizational setting.	39	<p>84.6% 15.4%</p>	100 %

Outcome Set	Outcome Code	Outcome Description	Total Assessments	Outcome Rubric Distribution	Success
TMU BS in Business Administration - Public Relations	U.BS.BUS.PR.03	Demonstrate the ability to make effective written and oral presentations using both logical and persuasive reasoning.	1038	 <p>100.0%</p>	100 %
Average Student Performance Level across all PLOs			1116	 <p>98.9% 1.1%</p>	100 %