



# The Master's University & Seminary

## Outcome Assessment Summary Report

### Report Parameters

Outcome Space: **Program - TMU Baccalaureate GE - Biblical Studies**

Level: **Program**

Term: **2019 Summer TMU OLP 2, 2020 Spring TMU OLP 1 and 1 more...**

Student Minor: **No records found!**

Detail Level: **Learning Indicator**

[Edit Report Parameters](#)

Outcome Set	Outcome Code	Outcome Description	Total Assessments	Outcome Rubric Distribution	Success
TMU Baccalaureate GE - Biblical Studies	U.GE.BIB.01	Demonstrate a working knowledge background, content, and theological contributions of each book of the Old and New Testament.			
	U.GE.BIB.1.PI01	Individual student aggregated exam scores.	193	<div><div>34.2%</div><div>51.3%</div><div>7.3%</div><div>7.3%</div></div>	85 %
Average Student Performance Level across all PIs			193	<div><div>34.2%</div><div>51.3%</div><div>7.3%</div><div>7.3%</div></div>	85 %



Outcome Set	Outcome Code	Outcome Description	Total Assessments	Outcome Rubric Distribution				Success
TMU Baccalaureate GE - Biblical Studies	U.GE.BIB.02	Describe the essential teaching of Scripture in each major area of theology and the interrelationship among the areas.						
	U.GE.BIB.2.PI01	Individual student aggregated exam scores.	50	<div><div>34.0%</div><div>48.0%</div><div>14.0%</div><div>4.0%</div></div>				82 %
Average Student Performance Level across all PIs			50	<div><div>34.0%</div><div>48.0%</div><div>14.0%</div><div>4.0%</div></div>				82 %
Average Student Performance Level across all PIs			243	<div><div>34.2%</div><div>50.6%</div><div>8.6%</div><div>6.6%</div></div>				85 %





# The Master's University & Seminary

## Outcome Assessment Summary Report

### Report Parameters

Outcome Space: **Program - TMU Baccalaureate GE - Biological & Physical Sciences**

Level: **Program**

Term: **2019 Spring TMU OLP 2, 2019 Summer TMU OLP 2 and 1 more...**




Student Minor: **No records found!**

Detail Level: **Learning Indicator**

[Edit Report Parameters](#)

Outcome Set	Outcome Code	Outcome Description	Total Assessments	Outcome Rubric Distribution	Success
TMU Baccalaureate GE - Biological & Physical Sciences	U.GE.BPS.01	Explain the scientific method, its use and limitations within each of its various disciplines, and its relation to Truth.			
	U.GE.BPS.1.PI01	Individual student % score on first course exam.	42	<div><div>19.0%</div><div>71.4%</div><div>9.5%</div><div>0.0%</div></div>	90 %
Average Student Performance Level across all PIs			42	<div><div>19.0%</div><div>71.4%</div><div>9.5%</div><div>0.0%</div></div>	90 %





Outcome Set	Outcome Code	Outcome Description	Total Assessments	Outcome Rubric Distribution	Success
TMU Baccalaureate GE - Biological & Physical Sciences	U.GE.BPS.02	Demonstrate an understanding of how the glory of God is revealed through an increased understanding of the complexity and beauty of His creation.			
	U.GE.BPS.2.PI01	Student comments evidence clarity of thought and written expression.	20	 85.0% 5.0% 5.0% 5.0%	90 %
	U.GE.BPS.2.PI02	Evidences an understanding of the concept of how beauty applies to the biological and physical sciences.	20	 80.0% 10.0% 5.0% 5.0%	90 %
	U.GE.BPS.2.PI03	Evidences an understanding of the concept of how complexity applies the biological and physical sciences.	18	 83.3% 5.6% 5.6% 5.6%	89 %







Outcome Set	Outcome Code	Outcome Description	Total Assessments	Outcome Rubric Distribution	Success
	U.GE.BPS.2.PI04	Evidences an understanding of the revelation of God and demonstration of His glory are seen through the biological and physical sciences.	20		90 %
Average Student Performance Level across all PIs			78		90 %
TMU Baccalaureate GE - Biological & Physical Sciences	U.GE.BPS.03	Compare and contrast the effect of various theocentric and naturalistic worldviews on the development of biological and physical sciences, and scientific thought in general.			
	U.GE.BPS.3.PI01	Concepts presented in lectures and class texts are incorporated in the student's discussion statements.	34		88 %



Outcome Set	Outcome Code	Outcome Description	Total Assessments	Outcome Rubric Distribution	Success
	U.GE.BPS.3.PI02	Quantity of comments indicates acceptable level of student engagement in the discussion.	34		88 %
	U.GE.BPS.3.PI03	Student comments go beyond repetition of presented information. Includes application, analysis and synthesis of it.	34		88 %
	U.GE.BPS.3.PI04	Student comments evidence clarity of thought and written expression.	34		88 %
Average Student Performance Level across all PIs			136		88 %




Outcome Set	Outcome Code	Outcome Description	Total Assessments	Outcome Rubric Distribution	Success
TMU Baccalaureate GE - Biological & Physical Sciences	U.GE.BPS.04	Explain the use of the scientific process within the biological and physical sciences identifying foundational assumptions, processes for inquiry, establishment of conclusions, and application of those principles in the day-to-day happenings in the world.			
	U.GE.BPS.4.PI01	The paper evidences a clarity of thought and written expression.	31		87 %
	U.GE.BPS.4.PI02	Demonstrates that the student has gained a better understanding of some aspect of the biological or physical world.	31		90 %
	U.GE.BPS.4.PI03	Demonstrates an understanding of the elements of the scientific process.	31		90 %
	U.GE.BPS.4.PI04	Demonstrates the ability to be a productive member of a working group.	31		90 %






Outcome Set	Outcome Code	Outcome Description	Total Assessments	Outcome Rubric Distribution	Success
	U.GE.BPS.4.PI05	The paper demonstrates that the student has actively collected and analyzed research data.	27		85 %
Average Student Performance Level across all PIs			151		89 %
TMU Baccalaureate GE - Biological & Physical Sciences	U.GE.BPS.05	Demonstrate an ability to use the scientific process to solve qualitative and quantitative problems in biology in both the classroom and laboratory settings.			
	U.GE.BPS.5.PI01	Demonstrates an understanding of the chemical building blocks of life.	21		81 %





Outcome Set	Outcome Code	Outcome Description	Total Assessments	Outcome Rubric Distribution	Success
	U.GE.BPS.5.PI02	Demonstrates an understanding of the complexity and order as seen throughout God's creation.	21		81 %
	U.GE.BPS.5.PI03	Demonstrates the ability to complete the hands-on processes involved in a laboratory setting.	21		81 %
	U.GE.BPS.5.PI04	Demonstrates the ability to interpret information collected through hands-on laboratory procedures.	21		81 %
Average Student Performance Level across all PIs			84		81 %



Outcome Set	Outcome Code	Outcome Description	Total Assessments	Outcome Rubric Distribution	Success
TMU Baccalaureate GE - Biological & Physical Sciences	U.GE.BPS.06	Demonstrate the ability to perform the basic operations associated with standard laboratory procedures in the biological and physical sciences.			
	U.GE.BPS.6.PI01	Demonstrates the ability to complete the hands-on processes involved in a laboratory setting.	22		68 %
	U.GE.BPS.6.PI02	Demonstrates the ability to interpret information collected through hands-on laboratory procedures.	22		68 %
	U.GE.BPS.6.PI03	Demonstrates the ability to construct and perform a step-by-step analytical procedure to solve a problem.	22		68 %



Outcome Set	Outcome Code	Outcome Description	Total Assessments	Outcome Rubric Distribution	Success
Average Student Performance Level across all PIs			66	<div><div>51.5%</div><div>16.7%</div><div>4.5%</div><div>27.3%</div></div>	68 %
Average Student Performance Level across all PIs			557	<div><div>65.4%</div><div>19.9%</div><div>3.2%</div><div>11.5%</div></div>	85 %





# The Master's University & Seminary

## Outcome Assessment Summary Report

### Report Parameters

Outcome Space: **Program - TMU Baccalaureate GE - Logic & Critical Thinking**

Level: **Program**

Term: **2019 Spring TMU OLP 1, 2019 Spring TMU OLP 2 and 1 more...**

Detail Level: **Learning Indicator**

[Edit Report Parameters](#)

Outcome Set	Outcome Code	Outcome Description	Total Assessments	Outcome Rubric Distribution	Success
TMU Baccalaureate GE - Logic & Critical Thinking	U.GE.CRIT.01	Demonstrate a mastery of the basic principles of logical reasoning / critical thinking to construct and evaluate accurate lines of inductive or deductive reasoning in real life applications.			
	U.GE.CRIT.1.PI01	Individual student percent scores on the MA240 critical thinking test.	31	<div><div>38.7%</div><div>54.8%</div><div>6.5%</div></div>	94 %
Average Student Performance Level across all PIs			31	<div><div>38.7%</div><div>54.8%</div><div>6.5%</div></div>	94 %



Outcome Set	Outcome Code	Outcome Description	Total Assessments	Outcome Rubric Distribution	Success
Average Student Performance Level across all PIs			31	<div><div>38.7%</div><div>54.8%</div><div>6.5%</div><div>100%</div></div>	94 %





# The Master's University & Seminary

## Outcome Assessment Summary Report

### Report Parameters

Outcome Space: **Program - TMU Baccalaureate GE - Economics**

Level: **Program**

Term: **2019 Spring TMU OLP 2, 2019 Summer TMU OLP 2 and 1 more...**

Student Minor: **No records found!**

Detail Level: **Learning Indicator**

[Edit Report Parameters](#)

Outcome Set	Outcome Code	Outcome Description	Total Assessments	Outcome Rubric Distribution	Success
TMU Baccalaureate GE - Economics	U.GE.ECN.01	Demonstrate the ability to develop a life-long approach to personal financial management, understanding resource allocation as stewardship from God.			
	U.GE.ECN.1.PI01	Personal Finance Unit Exam % Scores	85	<div><div>20.0%</div><div>49.4%</div><div>29.4%</div><div>1.2%</div></div>	69 %
Average Student Performance Level across all PIs			85	<div><div>20.0%</div><div>49.4%</div><div>29.4%</div><div>1.2%</div></div>	69 %



Outcome Set	Outcome Code	Outcome Description	Total Assessments	Outcome Rubric Distribution			Success
TMU Baccalaureate GE - Economics	U.GE.ECN.02	Explain resource allocation expressed in the laws of supply and demand as they relate to human nature in particular and to the shaping of history in general.					
	U.GE.ECN.2.PI01	Individual curved percent scores on Exams 1 & 2	87	<div><div>29.9%</div><div>66.7%</div><div>3.4%</div></div>			97 %
Average Student Performance Level across all PIs			87	<div><div>29.9%</div><div>66.7%</div><div>3.4%</div></div>			97 %
TMU Baccalaureate GE - Economics	U.GE.ECN.03	Describe the implications of free-market forces as they relate to Classical vs. Keynesian theories.					
	U.GE.ECN.3.PI01	Individual curved percent scores on Exam 4	85	<div><div>20.0%</div><div>49.4%</div><div>29.4%</div><div>1.2%</div></div>			69 %
Average Student Performance Level across all PIs			85	<div><div>20.0%</div><div>49.4%</div><div>29.4%</div><div>1.2%</div></div>			69 %



Outcome Set	Outcome Code	Outcome Description	Total Assessments	Outcome Rubric Distribution	Success
Average Student Performance Level across all PIs			257	<div><div>23.3%</div><div>55.3%</div><div>20.6%</div><div>0.8%</div></div>	79 %







# The Master's University & Seminary

## Outcome Assessment Summary Report

### Report Parameters

Outcome Space: **Program - TMU Baccalaureate GE - History**

Level: **Program**

Term: **2019 Summer TMU OLP 1, 2019 Summer TMU OLP 2 and 1 more...**

Student Minor: **No records found!**

Detail Level: **Learning Indicator**




[Edit Report Parameters](#)

Outcome Set	Outcome Code	Outcome Description	Total Assessments	Outcome Rubric Distribution	Success
TMU Baccalaureate GE - History	U.GE.HIST.01	Grasp the general sweep of human history from the Creation to the present, especially those persons, events, trends, nations, and ideologies that have had the greatest impact on our present civilization, including our American experience.			
	U.GE.HIST.1.PI02	Individual student % scores on H211 final exam.	41	<div><div>29.3%</div><div>41.5%</div><div>24.4%</div><div>4.9%</div></div>	71 %
	U.GE.HIST.1.PI03	Individual student % scores on H212 final exam.	41	<div><div>39.0%</div><div>34.1%</div><div>19.5%</div><div>7.3%</div></div>	73 %






Outcome Set	Outcome Code	Outcome Description	Total Assessments	Outcome Rubric Distribution				Success
	U.GE.HIST.1.PI04	Individual student % scores on H230 final exam.	19	26.3%	52.6%	21.1%	0.0%	79 %
Average Student Performance Level across all PIs			101	32.7%	40.6%	21.8%	5.0%	73 %
TMU Baccalaureate GE - History	U.GE.HIST.02	Evaluate historical developments in a larger context, especially the most salient cultural and intellectual elements of the past that have shaped the present.						
	U.GE.HIST.2.PI01	Correctly identifies the three 'basic' historical time periods / classifications identified in the article.	29	93.1%	0.0%	6.9%		93 %



Outcome Set	Outcome Code	Outcome Description	Total Assessments	Outcome Rubric Distribution	Success
	U.GE.HIST.2.PI02	Correctly identifies the most significant element associated with each of the three 'basic' historical time periods / classifications.	29	 <p>93.1% 0.0% 9%</p>	93 %
Average Student Performance Level across all PIs			58	 <p>93.1% 0.0% 9%</p>	93 %
TMU Baccalaureate GE - History	U.GE.HIST.03	Integrate a biblical view of man and society into the study of the past.			
	U.GE.HIST.3.PI01	Delineates the key differences between a secular & a biblical philosophy of history.	29	 <p>93.1% 0.0% 9%</p>	93 %



Outcome Set	Outcome Code	Outcome Description	Total Assessments	Outcome Rubric Distribution	Success
	U.GE.HIST.3.PI02	Can recall the key points of the church and state article they read.	28	 <p>78.6% 17.9% 0.0% 3.5%</p>	96 %
Average Student Performance Level across all PIs			57	 <p>86.0% 8.8% 0.0% 5.2%</p>	95 %
Average Student Performance Level across all PIs			216	 <p>63.0% 21.3% 10.2% 5.6%</p>	84 %





# The Master's University & Seminary

## Outcome Assessment Summary Report

### Report Parameters

Outcome Space: **Program - TMU Baccalaureate GE - Listening Skills**

Level: **Program**

Term: **2019 Spring TMU OLP 2, 2019 Summer TMU OLP 2 and 1 more...**



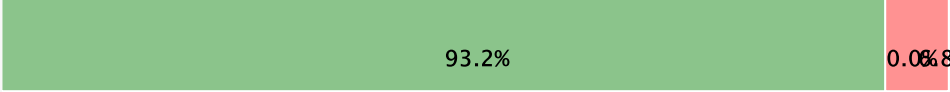

Student Minor: **No records found!**

Detail Level: **Learning Indicator**

[Edit Report Parameters](#)

Outcome Set	Outcome Code	Outcome Description	Total Assessments	Outcome Rubric Distribution	Success
TMU Baccalaureate GE - Listening Skills	U.GE.LIST.01	Identify and evaluate basic concepts at the heart of a spoken presentation, including purpose, assumptions, evidence, argument, and inference.			
	U.GE.LIST.1.PI1	Student's critique identifies the speech's main purpose.	44	<div><div></div><div>93.2%</div><div>0.0%8%</div></div>	93 %
	U.GE.LIST.1.PI2	The student clearly demonstrates an awareness of the speaker's effectiveness upon his / her audience.	44	<div><div></div><div>93.2%</div><div>0.0%8%</div></div>	93 %



Outcome Set	Outcome Code	Outcome Description	Total Assessments	Outcome Rubric Distribution	Success
	U.GE.LIST.1.PI3	Student's critique identifies at least two (2) of the speaker's central arguments.	44	 <p>93.2% 0.0% 8%</p>	93 %
	U.GE.LIST.1.PI4	Student's critique presents the speaker's evidence for the central arguments.	44	 <p>93.2% 0.0% 8%</p>	93 %
Average Student Performance Level across all PIs			176	 <p>93.2% 0.0% 8%</p>	93 %
Average Student Performance Level across all PIs			176	 <p>93.2% 0.0% 8%</p>	93 %





# The Master's University & Seminary

## Outcome Assessment Summary Report

### Report Parameters

Outcome Space: **Program - TMU Baccalaureate GE - Mathematics & Quantitative Reasoning**



Level: **Program**

Term: **2019 Spring TMU OLP 2, 2019 Summer TMU OLP 2 and 1 more...**

Student Minor: **No records found!**

Detail Level: **Learning Indicator**

[Edit Report Parameters](#)

Outcome Set	Outcome Code	Outcome Description	Total Assessments	Outcome Rubric Distribution	Success
TMU Baccalaureate GE - Mathematics & Quantitative Reasoning	U.GE.QR.01	Use arithmetic operations, geometric, and algebraic operations to solve typical "daily life" problems.			
	U.GE.QR.1.PI01	Individual student percent scores on Quantitative Reasoning Test 1.	47		94 %
Average Student Performance Level across all PIs			47		94 %



Outcome Set	Outcome Code	Outcome Description	Total Assessments	Outcome Rubric Distribution			Success
TMU Baccalaureate GE - Mathematics & Quantitative Reasoning	U.GE.QR.02	Evaluate the accuracy, validity, and reliability of statistical information presented in various formats and demonstrate the ability to apply these in “daily life” situations.					
	U.GE.QR.2.PI01	Student individual percent scores on Quantitative Reasoning Test 2.	47	<div><div></div><div></div><div></div></div> <div>61.7%29.8%8.5%</div>			91 %
Average Student Performance Level across all PIs			47	<div><div></div><div></div><div></div></div> <div>61.7%29.8%8.5%</div>			91 %
TMU Baccalaureate GE - Mathematics & Quantitative Reasoning	U.GE.QR.03	Use estimation to evaluate whether quantitative data presented in “daily life” situations is reasonable and/or appropriate. This will also apply in the student’s own calculations involving financial planning.					
	U.GE.QR.3.PI01	Student individual percent scores on Quantitative Reasoning Test 3.	47	<div><div></div><div></div><div></div></div> <div>80.9%17.0%2.1%</div>			98 %





Outcome Set	Outcome Code	Outcome Description	Total Assessments	Outcome Rubric Distribution	Success				
Average Student Performance Level across all PIs			47	<div><div></div><div></div><div></div><div></div></div> <table><tr><td>80.9%</td><td>17.0%</td><td>2.1%</td></tr></table>	80.9%	17.0%	2.1%	98 %	
80.9%	17.0%	2.1%							
Average Student Performance Level across all PIs			141	<div><div></div><div></div><div></div><div></div></div> <table><tr><td>71.6%</td><td>22.7%</td><td>5.0%</td><td>0.7%</td></tr></table>	71.6%	22.7%	5.0%	0.7%	94 %
71.6%	22.7%	5.0%	0.7%						





# The Master's University & Seminary

## Outcome Assessment Summary Report

### Report Parameters

Outcome Space: **Program - TMU Baccalaureate GE - Music & Art**

Level: **Program**

Term: **2019 Spring TMU OLP 2, 2019 Summer TMU OLP 2 and 1 more...**




Student Minor: **No records found!**

Detail Level: **Learning Indicator**

[Edit Report Parameters](#)

Outcome Set	Outcome Code	Outcome Description	Total Assessments	Outcome Rubric Distribution	Success
TMU Baccalaureate GE - Music & Art	U.GE.MUSA.01	Identify and discuss the historical styles and periods of music and art, and the interrelationship with general history, philosophies, culture, church history, and other arts.			
	U.GE.MUSA.1.PI01	Individual student exam percent score.	49	<div><div>63.3%</div><div>24.5%</div><div>12.2%</div><div>0.0%</div></div>	88 %
Average Student Performance Level across all PIs			49	<div><div>63.3%</div><div>24.5%</div><div>12.2%</div><div>0.0%</div></div>	88 %



Outcome Set	Outcome Code	Outcome Description	Total Assessments	Outcome Rubric Distribution	Success
TMU Baccalaureate GE - Music & Art	U.GE.MUSA.02	Articulate a biblically based philosophy of music and art.			
	U.GE.MUSA.2.PI01	Philosophy of music and art is Biblically-based.	49	 <p>95.9% 2.0% 2.0%</p>	98 %
Average Student Performance Level across all PIs			49	 <p>95.9% 2.0% 2.0%</p>	98 %
Average Student Performance Level across all PIs			98	 <p>79.6% 13.3% 7.1%</p>	93 %





# The Master's University & Seminary

## Outcome Assessment Summary Report

### Report Parameters

Outcome Space: **Program - TMU Baccalaureate GE - Philosophy**

Level: **Program**

Term: **2019 Spring TMU OLP 2, 2019 Summer TMU OLP 2 and 1 more...**

Detail Level: **Learning Indicator**


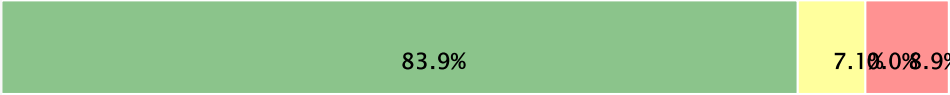


[Edit Report Parameters](#)

Outcome Set	Outcome Code	Outcome Description	Total Assessments	Outcome Rubric Distribution				Success
TMU Baccalaureate GE - Philosophy	U.GE.PHIL.01	Demonstrate a basic knowledge of major philosophers and their times, the issues they sought to resolve, and their effect on the development of philosophical thought.						
	U.GE.PHIL.1.PI01	Student exam scores relating to knowledge of major philosophers.	61	<div><div>16.4%</div><div>67.2%</div><div>16.4%</div><div>0.0%</div></div>				84 %
Average Student Performance Level across all PIs			61	<div><div>16.4%</div><div>67.2%</div><div>16.4%</div><div>0.0%</div></div>				84 %
TMU Baccalaureate GE - Philosophy	U.GE.PHIL.02	Accurately explain the major elements of at least one current philosophical worldview, and evaluate how that worldview will affect individual and societal responses to contemporary moral and ethical issues.						



Outcome Set	Outcome Code	Outcome Description	Total Assessments	Outcome Rubric Distribution	Success
	U.GE.PHIL.2.PI01	Identifies the major elements of selected philosophical worldview.	56	 <p>91.1% 0.0% 8.9%</p>	91 %
	U.GE.PHIL.2.PI02	Identifies individuals or groups associated with this philosophical worldview.	56	 <p>64.3% 26.8% 0.0% 8.9%</p>	91 %
	U.GE.PHIL.2.PI03	Explains the implications of this philosophical worldview on personal and/or societal responses to contemporary moral and ethical issues.	56	 <p>91.1% 0.0% 8.9%</p>	91 %
Average Student Performance Level across all PIs			168	 <p>82.1% 8.9% 0.0% 8.9%</p>	91 %



Outcome Set	Outcome Code	Outcome Description	Total Assessments	Outcome Rubric Distribution	Success
TMU Baccalaureate GE - Philosophy	U.GE.PHIL.03	Evaluate the major elements of at least one current philosophical worldview in light of the Bible and biblical worldview assumptions.			
	U.GE.PHIL.3.PI01	Identifies the major elements of selected philosophical worldview.	56	 <p>89.3% 10.8% 8.9%</p>	91 %
	U.GE.PHIL.3.PI02	Identifies the major elements of a biblical worldview.	56	 <p>83.9% 7.1% 8.9%</p>	91 %
	U.GE.PHIL.3.PI03	Evaluates the major elements of the selected philosophical worldview in light of a biblical worldview.	56	 <p>83.9% 7.1% 8.9%</p>	91 %
	U.GE.PHIL.3.PI04	Provides scriptural support for evaluation of the selected philosophical worldview.	56	 <p>82.1% 5.4% 3.6% 8.9%</p>	88 %



Outcome Set	Outcome Code	Outcome Description	Total Assessments	Outcome Rubric Distribution	Success
Average Student Performance Level across all PIs			224	<div><div></div><div></div><div></div><div></div></div> <div>84.8%5.4%0.9%8.9%</div>	90 %
Average Student Performance Level across all PIs			453	<div><div></div><div></div><div></div><div></div></div> <div>74.6%15.0%2.6%7.7%</div>	90 %





# The Master's University & Seminary

## Outcome Assessment Summary Report

### Report Parameters

Outcome Space: **Program - TMU Baccalaureate GE - Reading & Literature**

Level: **Program**

Term: **2020 Fall TMU OLP 2, 2020 Spring TMU OLP 1 and 1 more...**

Student Minor: **No records found!**



Detail Level: **Learning Indicator**

[Edit Report Parameters](#)




Outcome Set	Outcome Code	Outcome Description	Total Assessments	Outcome Rubric Distribution	Success
TMU Baccalaureate GE - Reading & Literature	U.GE.LIT.01	Recognize key elements within literary texts, both fiction and nonfiction, and identify their literary, cultural and biblical implications.			
	U.GE.LIT.1.PI01	The student's response accurately identifies aspects and issues in the literary text that have substantive literary, cultural and biblical implications.	71	<div><div>62.0%</div><div>29.6%</div><div>7.0%4%</div></div>	92 %





Outcome Set	Outcome Code	Outcome Description	Total Assessments	Outcome Rubric Distribution	Success
	U.GE.LIT.1.PI02	The student's response accurately summarizes the perspectives represented in the text, and compares them to a biblical perspective.	71		92 %
Average Student Performance Level across all PIs			142		92 %
TMU Baccalaureate GE - Reading & Literature	U.GE.LIT.02	Read literary texts attentively to identify how the theme(s) inherent in the work may have been influenced by the author's purpose, presuppositions, historical and/or contemporary culture.			
	U.GE.LIT.2.PI01	Accurately identifies and relates the major theme(s) in a literary text to key cultural/historical implications.	71		92 %



Outcome Set	Outcome Code	Outcome Description	Total Assessments	Outcome Rubric Distribution	Success
	U.GE.LIT.2.PI02	Accurately identifies author's worldview presuppositions and relates them to the major theme(s) in the work.	71		92 %
Average Student Performance Level across all PIs			142		92 %
Average Student Performance Level across all PIs			284		92 %





# The Master's University & Seminary

## Outcome Assessment Summary Report

### Report Parameters

Outcome Space: Program - TMU Baccalaureate GE - Written Communication

Level: Program

Term: 2019 Summer TMU OLP 2, 2020 Spring TMU OLP 1 and 2 more...

Student Minor: No records found!

Detail Level: Learning Indicator



[Edit Report Parameters](#)

Outcome Set	Outcome Code	Outcome Description	Total Assessments	Outcome Rubric Distribution	Success
TMU Baccalaureate GE - Written Communication	U.GE.WCOM.01	Prepare and present essays and other types of written documents that demonstrate the writer's ability to write clearly and appropriately for a variety of purposes and audiences.			
	U.GE.WCOM.1.PI01	Invention - Writing is original, stimulating, and insightful. It is appropriate to the discipline and the assignment.	58	<div><div></div><div>86.2%</div><div>10.7%</div><div>12.1%</div></div>	88 %



Outcome Set	Outcome Code	Outcome Description	Total Assessments	Outcome Rubric Distribution	Success
	U.GE.WCOM.1.PI02	Arrangement - Writing is organized and forms a unified, coherent whole. Ideas are well developed and supported with appropriate examples and evidence.	58	<div>86.2%10.7%12.1%</div>	88 %
	U.GE.WCOM.1.PI03	Style - Writing is concise and effective, and includes varied sentences and word choices. Evidences correct use of conventional written English: grammar, usage, punctuation, mechanics, and spelling.	58	<div>86.2%10.7%12.1%</div>	88 %
Average Student Performance Level across all PIs			174	<div>86.2%10.7%12.1%</div>	88 %



Outcome Set	Outcome Code	Outcome Description	Total Assessments	Outcome Rubric Distribution	Success
TMU Baccalaureate GE - Written Communication	U.GE.WCOM.02	Give evidence of ability to revise, edit, and proofread a written draft to produce work that is ready for its readers, including but not limited to skill in appropriate word usage, knowledge of the conventions of Standard Written English, and consistently accurate spelling.			
	U.GE.WCOM.2.PI01	Revision: Student has clearly refined their text to achieve clear communication.	58	 <p>86.2% 10.7% 0% 2.1%</p>	88 %
	U.GE.WCOM.2.PI02	Evidence and Mechanics: Student give evidences correct use of conventional written English: grammar, usage, punctuation, mechanics, and spelling.	58	 <p>86.2% 10.7% 0% 2.1%</p>	88 %



Outcome Set	Outcome Code	Outcome Description	Total Assessments	Outcome Rubric Distribution	Success
	U.GE.WCOM.2.PI03	Stylistic Conformity: Student gives evidence of appropriate attribution and bibliographic format as appropriate to the assignment and academic integrity.	58	<p>86.2% 10.7% 12.1%</p>	88 %
Average Student Performance Level across all PIs			174	<p>86.2% 10.7% 12.1%</p>	88 %
Average Student Performance Level across all PIs			348	<p>86.2% 10.7% 12.1%</p>	88 %

