



# The Master's University & Seminary

## Outcome Assessment Summary Report

### Report Parameters

Outcome Space: **Program - TMU Online BA in Christian Ministries**

Level: **Program**

Term: **2019 Summer TMU OLP 2, 2020 Spring TMU OLP 1 and 2 more...**

Student Minor: **No records found!**



Detail Level: **Learning Indicator**

[Edit Report Parameters](#)

Outcome Set	Outcome Code	Outcome Description	Total Assessments	Outcome Rubric Distribution	Success
TMU Online BA in Christian Ministries	U.BA.OL.CM.01	Demonstrate a strong working knowledge of the content of biblical Scriptures.			
	U.BA.OL.CM.1.PI01	Individual student aggregated exam scores.	611		79 %
Average Student Performance Level across all PIs			611		79 %


Outcome Set	Outcome Code	Outcome Description	Total Assessments	Outcome Rubric Distribution	Success
TMU Online BA in Christian Ministries	U.BA.OL.CM.02	Correctly apply hermeneutical principles to develop an interpretation of a biblical text.			
	U.BA.OL.CM.2.PI01	Includes observation of historical background of the book.	8	<p>87.5% 0.0% 12.5%</p>	88 %
	U.BA.OL.CM.2.PI02	Evidences ability to perform an in-depth observation of the text w/o referring to other Bible study tools.	8	<p>87.5% 0.0% 12.5%</p>	88 %
	U.BA.OL.CM.2.PI03	Evidences ability to formulate a study plan for the text.	8	<p>87.5% 0.0% 12.5%</p>	88 %
	U.BA.OL.CM.2.PI04	Identifies and correctly defines major characters, key terms/phrases, and concepts in the text.	8	<p>87.5% 0.0% 12.5%</p>	88 %

Outcome Set	Outcome Code	Outcome Description	Total Assessments	Outcome Rubric Distribution	Success
	U.BA.OL.CM.2.PI05	Correctly traces the author's line of thought in the text.	8	<p>87.5% 0.0% 12.5%</p>	88 %
	U.BA.OL.CM.2.PI06	Presents a coherent defensible interpretation of the text.	8	<p>87.5% 0.0% 12.5%</p>	88 %
	U.BA.OL.CM.2.PI07	Includes relevant applications of the text based on correct interpretation.	8	<p>87.5% 0.0% 12.5%</p>	88 %
Average Student Performance Level across all PIs			56	<p>87.5% 0.0% 12.5%</p>	88 %
TMU Online BA in Christian Ministries	U.BA.OL.CM.03	Articulate with biblical support the major doctrines of the Christian church.			
	U.BA.OL.CM.3.PI01	Understands and explains the major doctrine in its historical theological development	132	<p>61.4% 31.1% 6.1%</p>	92 %

Outcome Set	Outcome Code	Outcome Description	Total Assessments	Outcome Rubric Distribution	Success
	U.BA.OL.CM.3.PI02	When appropriate cites biblical text for support	132		92 %
Average Student Performance Level across all PIs			264		92 %
TMU Online BA in Christian Ministries	U.BA.OL.CM.05	Demonstrate the ability to effectively biblically disciple and counsel others believers.			
	U.BA.OL.CM.5.PI01	Identifying core counseling issues	54		96 %
	U.BA.OL.CM.5.PI02	Use of biblical passages in addressing core issue(s)	54		96 %
	U.BA.OL.CM.5.PI03	Central role of the gospel in counseling core issue(s)	54		96 %

Outcome Set	Outcome Code	Outcome Description	Total Assessments	Outcome Rubric Distribution	Success
	U.BA.OL.CM.5.PI04	Counseling methodology	54	<p>90.7% 5.6% 4.7%</p>	96 %
	U.BA.OL.CM.5.PI05	Focus on heart change that leads to true worship	54	<p>90.7% 5.6% 4.7%</p>	96 %
Average Student Performance Level across all PIs			270	<p>90.7% 5.6% 4.7%</p>	96 %
TMU Online BA in Christian Ministries	U.BA.OL.CM.06	Demonstrate the necessary entry-level skills to establish and implement core ministry functions within a typical local church environment.			
	U.BA.OL.CM.6.PI01	The paper addresses important philosophical principles that must be considered related to the ministry area(s) addressed.	2	<p>100.0% 0.0%</p>	100 %

Outcome Set	Outcome Code	Outcome Description	Total Assessments	Outcome Rubric Distribution	Success
	U.BA.OL.CM.6.PI02	The paper clearly presents the biblical mandates and prohibitions for the ministry area(s) addressed.	2		100 %
	U.BA.OL.CM.6.PI03	The paper addresses the important administrative and practical elements that are a part of that ministry area.	2		100 %
	U.BA.OL.CM.6.PI04	The paper demonstrates an awareness of current "good practice" in relation to the ministry area(s) addressed.	2		100 %
Average Student Performance Level across all PIs			8		100 %

Outcome Set	Outcome Code	Outcome Description	Total Assessments	Outcome Rubric Distribution	Success
		Average Student Performance Level across all PIs	1209	 <p>A horizontal stacked bar chart representing the distribution of student performance across four rubric categories. The categories are color-coded: green (64.1%), yellow (22.3%), orange (3.1%), and red (10.5%). The total length of the bar represents the total number of assessments, which is 1209.</p>	86 %