



The Master's University & Seminary

Outcome Assessment Summary Report

Report Parameters

Outcome Space: **Program - TMU Baccalaureate GE - Mathematics & Quantitative Reasoning**

Level: **Program**




Term: **2019 Spring TMU Trad, 2020 Spring TMU Trad and 1 more...**



Student Minor: **No records found!**

Detail Level: **Learning Indicator**

[Edit Report Parameters](#)

Outcome Set	Outcome Code	Outcome Description	Total Assessments	Outcome Rubric Distribution	Success
TMU Baccalaureate GE - Mathematics & Quantitative Reasoning	U.GE.QR.01	Use arithmetic operations, geometric, and algebraic operations to solve typical "daily life" problems.			
	U.GE.QR.1.PI01	Individual student percent scores on Quantitative Reasoning Test 1.	67	<p>70.1% 26.9% 3.0%</p>	97 %
Average Student Performance Level across all PIs			67	<p>70.1% 26.9% 3.0%</p>	97 %

Outcome Set	Outcome Code	Outcome Description	Total Assessments	Outcome Rubric Distribution	Success
TMU Baccalaureate GE - Mathematics & Quantitative Reasoning	U.GE.QR.02	Evaluate the accuracy, validity, and reliability of statistical information presented in various formats and demonstrate the ability to apply these in "daily life" situations.			
	U.GE.QR.2.PI01	Student individual percent scores on Quantitative Reasoning Test 2.	68		97 %
Average Student Performance Level across all PIs			68		97 %
TMU Baccalaureate GE - Mathematics & Quantitative Reasoning	U.GE.QR.03	Use estimation to evaluate whether quantitative data presented in "daily life" situations is reasonable and/or appropriate. This will also apply in the student's own calculations involving financial planning.			
	U.GE.QR.3.PI01	Student individual percent scores on Quantitative Reasoning Test 3.	66		97 %

Outcome Set	Outcome Code	Outcome Description	Total Assessments	Outcome Rubric Distribution	Success
		Average Student Performance Level across all PIs	66	 <p>80.3% 16.7% 3.0%</p>	97 %
		Average Student Performance Level across all PIs	201	 <p>78.1% 18.9% 3.0%</p>	97 %