



# The Master's University & Seminary

## Direct Assessment Summary Report



### Report Parameters

Program: **TMU BA in Political Studies - Constitutional Law**

Term: **2021 Spring TMU Trad, 2020 Spring TMU Trad and 2 more...**

Detail Level: **Outcome**

[Edit Report Parameters](#)

PLO & PI Id	Program Level Learning Outcome	Total Obs.	Cumulative Percent Distribution of Student Performance Levels	% at Mastery
U.BA.POL.CL.02	Succinctly contrast the extent to which principles of local, national and international law have advanced or hindered the development of human rights within the United States.	56		89 %
Average Student Performance Level across all PLOs in this Program.		56		89 %



# The Master's University & Seminary

Direct Assessment Summary Report

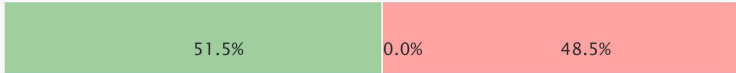

## Report Parameters

Program: **TMU BA in Political Studies - Core**

Term: **2021 Spring TMU Trad, 2020 Spring TMU Trad and 2 more...**

Detail Level: **Outcome**

[Edit Report Parameters](#)

PLO & PI Id	Program Level Learning Outcome	Total Obs.	Cumulative Percent Distribution of Student Performance Levels	% at Mastery
U.BA.POL.01	Describe the philosophies of the major political philosophers of Western civilization.	66	 51.5% 0.0% 48.5%	52 %
Average Student Performance Level across all PLOs in this Program.		66	 51.5% 0.0% 48.5%	52 %



# The Master's University & Seminary

## Direct Assessment Summary Report

### Report Parameters

Program: **TMU BA in Political Studies - Political Theory**

Term: **2021 Spring TMU Trad, 2020 Spring TMU Trad and 2 more...**

Detail Level: **Outcome**

[Edit Report Parameters](#)

PLO & PI Id	Program Level Learning Outcome	Total Obs.	Cumulative Percent Distribution of Student Performance Levels	% at Mastery		
U.BA.POL.PT.02	Analyze the major political philosophical works to identify the major theoretical principles being presented and identify applications of the principles within practical situations.	34	<table border="1"><tr><td>94.1%</td><td>5.9%</td></tr></table>	94.1%	5.9%	100 %
94.1%	5.9%					
Average Student Performance Level across all PLOs in this Program.		34	<table border="1"><tr><td>94.1%</td><td>5.9%</td></tr></table>	94.1%	5.9%	100 %
94.1%	5.9%					